

Quick Start Manual

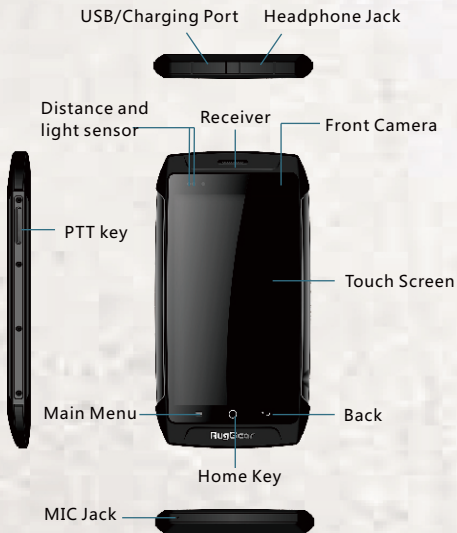


RugGear®
RG730

TD-LTE Digital Mobile Phone



Overview





Keys	Introductions
Power key	Long press the button on/off; Standby mode, long press to enter the phone mode menu; Standby mode, short press this button to turn off/wake the screen;
Customizable key	Long press to select shortcut app, short press to enter the selected function.
USB Port	Data cable jack, OTG cable jack
Associate MIC	Noise elimination
Tips: key combination	Make Screenshot : Press and hold both Volume Down and Power buttons together for 1 second

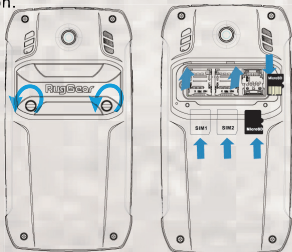
SIM card/Micro SD card installation and removal, the back cover lock and unlock

The device SIM card slot is only fit for the standard Micro SIM. Single SIM card supports 4G separately. As for dual SIM card, SIM1 supports 4G, SIM 2 only supports GSM . SIM 2 supports 4G, SIM 1 only supports GSM.

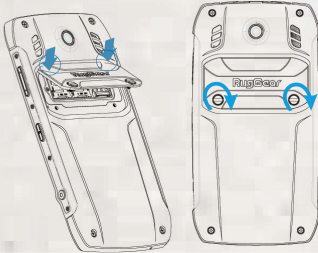
Note: Use of other sized SIM cards will void warranty.

Please follow the steps mentioned below to install the memory card in the device:

1. Power off the phone
2. Open the screw lock according to the picture direction.



- ✦ 3. Insert the SIM and SD card according to the picture
- ✦ 4. Put back the back cover and lock the screw
Operation please follow up the arrow direction.



Note:

To avoid damage to your phone or loss of data, make sure that the phone has been turned off, and there is no power or phone connector before installing or removing the SIM card or Micro SD card.

- ✦ After installation is complete, be sure to tightly cover the battery , Tighten the Battery cover screw lock, to avoid water damage or dirt froming entering the mobile phone.

- ✦ Please try to use the phone's original data cable and adapter, or RugGear's approved data cable for the phone to charge.

Tips: Insert / Remove the memory card:

To store additional multimedia information, you must insert a memory card, the device can only accept up to 64GB Micro SD memory card.


Please make sure to remove the memory card in safe circumstances.

1. In standby mode, open the application list, And then select Settings → Storage → unmount SD → OK
2. Remove the memory card

Charging the battery

The first time you use your phone, please run out of power first, and then charge the battery until it is fully charged.

Please try to use the phone's original data cable and adapter, or RugGear approved data cable for the phone to charge. Unqualified charger or USB cable may lead to the device explosion.

When the battery is low, the device will emit a warning tone and a low battery message prompts. The battery icon  will appear blank. If the battery is too low, the phone will automatically shut down. Need to charge the battery in order to continue to use the phone.

If the battery is completely discharged, even if the connection on the travel charger, cannot turn on the device. Before attempting to turn on the device,

Charging Travel Charger

1. Please open waterproof rubber plug according to the following right direction, before inserting the headset or data cable.

The travel charger not connected properly may result in serious damage to mobile phones. For any damage caused due to misuse, is not in the warranty scope.



2. The Voltage instability will lead to the touch screen not in good working condition.

The phone becomes warm while charging. It is normal, does not affect the service life or performance of the phone.

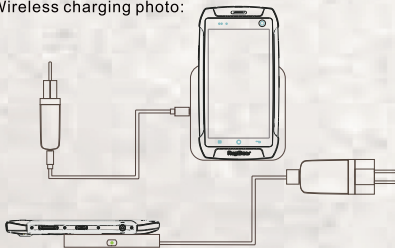
To save power, unplug the device when not in use travel charger.

Wireless charging devices

The device wireless charger function uses energy-saving control technology, and comprehensive identification of emission control technology, all functions by emitting part is completed. Before using the wireless charger function, read all safety precautions and this manual carefully to ensure safety and proper use.

1. This mobile phone built-in Qi standard wireless charging receiver. This phone only supports Qi Standard wireless charger.
2. Do not expose the wireless charger to rain or water.
3. Do not disassemble, modify or repair phone by yourself.
4. Do not store the device in water heaters, microwave ovens, hot cooking equipment or near the high pressure vessel.

Wireless charging photo:



Extend battery life

To save power, you can:

1. When not using Bluetooth, Wi-Fi or GPS, please close these wireless communication function;
2. Lowering the phone screen brightness and setting a shorter sleep time can save power. You can press the power button to turn off the screen when not using the device;
3. Closing Email, calendar and contacts, and other applications of automatic synchronisation; Long pressing the HOME main menu button, selecting the icon and dragging left or right to slide to disappear;
4. Your installation and use of some of the applications may shorten battery life, please exit used applications or long press the menu button to view the used application list and slide left/right to exit.

Using reset key

Because this phone has built-in battery, if the phone cannot be turned off owing to crash fault, you can long press the reset button for 14 seconds to reset, so as to restart the phone on normal standby. Abnormal operating this button may result in loss of some unsaved data, please use the reset key with great caution.

Gloves mode

Please check "Settings → Display → gloves mode selected" You can also use the touch screen while wearing gloves. Please make the fingers of gloves touch the phone's screen. The touch screen support wet hand operation, too.

Waterproof and dustproof

Your device has been tested waterproof and dustproof:

Please note that compliance with waterproof and dustproof requirements, does not mean that your device will not be damaged by water under any conditions.

Cautions:Please make sure the battery cover of mobile phones, battery cover screw lock , headphones and USB plug all rubber cover are tightly closed, in order to have perfect dustproof and waterproof effect. Be sure to close the back cover (specific reference in front of the battery back cover installation method).

This mobile phone drop test conditions as follows:
1.2 metres.

To be waterproof and dustproof, please follow below step

1. Please make sure the back cover screw lock, headphones and USB plug and all rubber cover are tightly closed, in order to have perfect dustproof and waterproof effect. Be sure to close a battery cover (specific reference in front of the battery back cover installation method) .
2. Do not immerse the phone in water. There is no harmful effect if the device is water sprayed strongly in all directions.
3. Do not expose your phone in the water dynamics such as waves or waterfalls.
4. Do not expose the equipment to salt water, ionized water or soapy water.
5. Do not use the phone in the spa or hot water because waterproof rubber is easily affected by high temperature.
6. Please do not use wet hands to open the battery cover. When open it, you must put the cover down in case water goes into the cover slot.
7. Do not immerse the phone in water or in extremely wet conditions when opening the back cover. (such as swimming or shower)
8. Do not open the battery cover while the body is not completely dry.

- ▶ 9. Do not use detergent cleaning products and other chemicals.
- ▶ 10. Rubber seal stoppers in the battery cover are an important part of the device, Please be careful to avoid damaging it when you open or close the battery cover. Also, make sure there is no debris, such as sand or dust on the rubber seal.
- ▶ 11. If the device is dropped or subjected to impact, the battery cover and multifunction jack cover may be loose. Ensure that all covers are properly aligned and tightly closed.
- ▶ 12. Under certain conditions, such as high volume levels, it may be slightly vibrated. It is normal due to waterproof design and does not affect the performance.
- ▶ 13. If you accidentally drop your phone in the quagmire, do not worry, just flush it with clean water and dry it.
- ▶ 14 .If you accidentally drop your phone on the beach, do not worry, just flush it with clean water and dry it.
- ▶ 15. If the device is immersed in water or wet microphone or speaker, during a call, the other party may not be able to hear your voice, so wipe with a dry cloth to make sure the microphone or speakers are clean and dry. Hair dryer is not permitted.
- ▶ 16. If water droplets are found on the screen, it may affect the perception of the touch screen resulting in errors. Recommend to continue to use the phone after drying the water droplets.

Safety Information

To protect yourself and others from harm, please read all of the following information before using your mobile phone.

- ▶ Please use RugGear original profession adapters, chargers, accessories and supplies.
- ▶ Do not put the device in hot or cold places.
- ▶ Do not put the phone inside the heater, microwave, cooking equipment or high pressure vessel.
- ▶ Do not touch the phone or charger when the phone is charging with wet hands.
- ▶ Do not use the phone in outdoor thunderstorm weather.
- ▶ In a potentially explosive environment, gas station, etc., please turn off the phone.
- ▶ When using the phone at a restricted area , please observe all safety warnings and regulations.
- ▶ Please abide by all the relevant safety warnings and regulations of using mobile phones while driving.
- ▶ Please turn off the phone while flying.
- ▶ Do not use the phone in the occasion where is easily affected by radio frequency interference like hospitals and so on.
- ▶ If possible, avoid the use of mobile phones within 15cm range from the pacemaker. The reason is the phone may interfere with pacemakers.

- ▶ If you must use the phone, please keep a distance of at least 15cm with pacemaker Please use the phone at the other side of the body or opposite the pacemaker in order to reduce the interference with the pacemaker.
- ▶ If you use a hearing aid, please contact with the manufacturer about radio interference information.
- ▶ If you use other medical devices, please contact with the device manufacturer before using this medical device to determine whether the equipment will be affected by this phone emitted radio frequencies.
- ▶ Do not allow children or animals to bite, chew, or suck the phone or battery.
- ▶ Do not touch the multifunction jack and battery electrode with conductive elements of metal or liquids.
- ▶ Do not use the flash or lights when approaching human or animals eyes.
- ▶ Do not use high-volume to listen to long conversation or music, so as not to damage your hearing.
- ▶ Do not disassemble, modify or repair the phone.
- ▶ Do not approach other handset manufacturers for any changes or modifications or this will void the warranty. For service, please contact with after-sales service department of RugGear or your local dealer.
- ▶ Only qualified service personnel can repair phones

- ▶ Operating temperature: $-10^{\circ}\text{C}\sim 55^{\circ}\text{C}$.
- ▶ The product contains a re-charger battery, the charging voltage 4.3V. The device contain a power adapter, charging temperature is $0^{\circ}\text{C}\sim +40^{\circ}\text{C}$.
- ▶ Caution risk of explosion if battery is replaced by an incorrect type. Dispose used batteries according to the instructions.
- ▶ There are no restrictions of use.
- ▶ Excessive sound pressure from earphones and headphones can cause hearing loss.



Disclaimer

All content and services available through this device belong to third parties and is protected by copyright, patent, trademark and other intellectual property laws, such content and services for personal, non-commercial use only. In the absence of obtaining license from content owner or service provider, you may not use any content or services.

In addition to the above limitations, unless expressly providers, otherwise, any content or service this equipment displays, you may not modify, copy,

republish, upload, post, transmit, translate, sell, create derivative works, exploit, or distribute in any way

Third-party content and services as is available. Regardless, for any purpose, RugGear does not provide any express or implied warranties for the provided content or service. RugGear explicitly stated, does not undertake any implied warranty and terms or conditions accepted by laws and regulations Common law or in any other way including but not limited to the applicability of the merchantability or for a specific purpose.

The third-party service may at any time to stop or interrupt, RugGear is not responsible for any period of time when the content or services is available. Content and services are transmitted by third parties through the network and transmission equipment outside the control of RugGear In addition to the generality of this exceptions clause, RugGear makes it clear that our company is not responsible for any interrupt and delay of any content or service applicable for this device.

RugGear involving content and services are neither responsible nor liable. Any content or services related services should be made directly by the content and service providers.

NOTICE:

- ▶ For safety information of the European version of the device, please refer to pages 16-19
- ▶ For safety information of the American version of the device, please refer to pages 20-21

Specific Absorption Rate (SAR)

Your equipment radiation standard unit of measurement is known as specific absorption rate (SAR). The SAR limit of Europe is 2.0 W/kg. Device types RG730 has also been tested against this SAR limit. The highest SAR value reported under this standard during product certification for use at the ear is 0.2236W/kg and when properly worn on the body is 0.761 W/kg. This device was tested for typical body-worn operations with the back of the handset kept 5cm from the body. To maintain compliance with RF exposure requirements, use accessories that maintain a 2.5cm separation distance

between the user's body and the back of the handset. The use of belt clips, holsters and similar accessories should not contain metallic components in its assembly. The use of accessories that do not satisfy these requirements may not comply with RF exposure requirements, and should be avoided.

During use, the actual SAR values for this device are usually well below the values stated above. This is because, for purposes of system efficiency and to minimize interference on the network, Organizations such as the World Health Organization and the US Food and Drug Administration have suggested that if people are concerned and want to reduce their exposure, they could use a hands-free accessory to

keep the wireless device away from the head and body during use, or they could reduce the amount of time spent using the device.

DECLARATION OF CONFORMITY



It is hereby declared that following designated product:

Product Type: TD-LTE Digital Mobile Phone

Model No: RG730

Additional information

Hardware Version: V1.02

Software Version: RG730_Overseas_25_V1.01_V45W_20170629

Accessories or Components: battery, headset, charger, data cable

Complies with the essential protection requirements of RED 2014/53/EU.

This declaration applies to all specimens manufactured identical to the samples submitted for testing/evaluation.

Assessment of compliance of the product with the requirements relating to of RED 2014/53/EU was performed by American TCB (Notified Body No.1588,ACTB number: ATCB021577), based on the following standards:

Safety	EN 60950-1:2006 + A11:2009 + A1:2010 + A12:2011 + A2 2013 EN 50332-1:2013 EN 50332-2:2013
EMC	EN 301 489-1 V2.1.0 EN 301 489-17 V3.2.0 Draft EN 301 489-52 V1.1.0, Draft EN 301 489-19 V2.1.0, EN 301 489-3 V2.1.1 EN 55032: 2015 EN 55024: 2010 EN 55020:2010 EN 55013: 2013
Radio	EN 301 511 V12.2.1, EN 301 908-1 V11.1.1 EN 301 908-2 V11.1.1 EN 301 908-13 V11.1.1 EN 303 413 V1.1.1 EN 303 345 V1.1.7 EN 300 328 V2.1.1 EN 300 330 V2.1.1
Health	EN 62209-1:2006, EN 62209-2:2010, EN 50566:2013/AC:2014, EN 62479:2010, EN 50360:2001/A1:2012

This declaration is the responsibility of the manufacturer:

Power Idea Technology (Shenzhen) Co., Ltd.
4th Floor, A Section , Languang Science&technology Building , No.7 Xinxu RD , Hi-Tech Industrial Park North , Nanshan District , ShenZhen , P.R.C.

Authorised person signing for the company:

Alex. Ma, Director

Alex Ma

Name in block letters & position in the company

Shenzhen, 17th August 2017

Place & date

Legally valid signature

Frequency bands	Maximum output power
GSM 900	33dBm
DCS 1800	30dBm
WCDMA 900	23dBm
WCDMA 2100	23dBm
LTE Band 1	23.5dBm
LTE Band 3	23.5dBm
LTE Band 7	23.6dBm
LTE Band 20	23.5dBm
LTE Band 28	23dBm
LTE Band 40	23.5dBm
WiFi	16dBm
BT	6.8dBm



This symbol on your telephone, the battery and the accessories means that these products must be taken to collection points at the end of their life.

NOTICE:

This device complies with Part 15 of the FCC Rules [and with Industry Canada licence-exempt RSS standard(s)].

Operation is subject to the following two conditions:

(1) this device may not cause harmful interference, and (2) this device must accept any interference received, including interference that may cause undesired operation.

Le présent appareil est conforme aux CNR d'Industrie Canada applicables aux appareils radio

exempts de licence. L'exploitation est autorisée aux deux conditions suivantes:

(1) l'appareil ne doit pas produire de brouillage, et (2) l'appareil doit accepter tout brouillage radioélectrique subi, même si le brouillage est susceptible d'en compromettre le fonctionnement.

NOTICE:

Changes or modifications made to this equipment not expressly approved by (manufacturer name) may void the FCC authorization to operate this equipment.

NOTE: This equipment has been tested and found to comply with the limits for a Class B digital device,


pursuant to Part 15 of the FCC Rules. These limits are designed to provide reasonable protection against harmful interference in a residential installation. This equipment generates, uses and can radiate radio frequency energy and, if not installed and used in accordance with the instructions, may cause harmful interference to radio communications. However, there is no guarantee that interference will not occur in a particular installation. If this equipment does cause harmful interference to radio or television reception, which can be determined by turning the equipment off and on, the user is encouraged to try to correct the interference by one or more of the following measures:

- ▶ Reorient or relocate the receiving antenna.
- ▶ Increase the separation between the equipment and receiver.
- ▶ Connect the equipment into an outlet on a circuit different from that to which the receiver is connected.
- ▶ Consult the dealer or an experienced radio/TV technician for help.

This Mobile Phone meets the government's requirements for exposure to radio waves. The guidelines are based on standards that were developed by independent scientific organizations through periodic and thorough evaluation of scientific studies. The standards include a substantial safety margin designed to assure the safety of all persons regardless of age or health.

FCC/ISED RF Exposure Information and Statement:

The SAR limit of FCC (ISED) is 1.6 W/kg averaged over one gram of tissue. Device types: TD-LTE digital mobile phone (FCC ID:ZLE-RG730) has also been tested against this SAR limit. The highest SAR value reported under this standard during product certification for use at the ear is 0.910W/kg and when properly worn on the body is 1.530W/kg. This device was tested for typical body-worn operations with the back of the handset kept 10mm from the body. To maintain compliance with FCC RF exposure requirements, use accessories that maintain a 10mm separation distance between the user's body and the back of the handset. The use of belt clips, holsters and similar accessories should not contain metallic components in its assembly. The use of accessories that do not satisfy these requirements may not comply with FCC RF exposure requirements, and should be avoided.



WWW.RUGGEAR.COM

Power Idea Technology (Shenzhen) Co., Ltd.
4F Languang Sci & Tech Bldg A, 6 N. Gaoxin Ave, Nanshan,
Shenzhen, China 518057